



S698

PREMIUM REGIONAL ALL-POSITION

Code	Size	LI / SR	PR	T.D.	RIM	O.D.	S.W.	S.L.R.	L.C.C.							
									32nds	in.	in.	in.	in.	lbs.	lbs.	psi
									5543385	315/80R22.5	157/154 L	20	17	9.00	42.4	12.3

The S698 is a premium all-position regional tire, designed with extra wide shoulder ribs that resist curbing damage and stone ejectors to reduce stone retention. Full-length sipes built into tread ribs effectively channel water for exceptional wet traction. The S698 is very versatile, suitable on all regional applications such as buses and refuse trucks.

Features & Benefits

- 5-rib design and wide shoulders for improved stability.
- Tread profile designed to reduce rolling resistance and improve fuel economy.
- Interlocking multi-sipes improve traction in wet conditions and increase stability.

Applications:

- Coach Buses
- Local Buses
- Regional Trucks
- Refuse Trucks
- Motor Home Coaches



S698

PREMIUM REGIONAL ALL-POSITION



The wide tread all position tire from Sailun, the S698, is a new generation regional tire ideal for coach bus and motor home applications. The wide footprint provides both great handling and a smooth, stable ride. This tire is also suitable for other applications requiring a 315/80R22.5 such as waste and construction. The stone ejectors prevent stone retention in the more rigorous applications. The Sailun S698 offers comparable performance to major brands at a lower acquisition price.

QUALITY: Factory testing for uniformity ensures maximum ride comfort and quality performance.

WARRANTY: All Sailun products are covered by an industry leading new 6-year warranty
* See Sailun Medium Radial Truck Tire Limited Warranty for complete details.


RETREADABILITY: Two Recap Casing Warranty with a Casing Retread Allowance.

COMPETITIVE PRODUCTS: Continental Conti Coach HA3 (17/32nds), Goodyear G291 (18/32nds)




Engineered for mileage while promoting stability, handling and long life with even tread wear. Obtain Tier 2 quality at a significant savings with Sailun.


Wide Shoulder - Provides stability for smooth comfortable ride.



Tread Sipes - Provide extra grip in wet conditions.



Stone Ejectors - Prevent stone retention for better retreadability.



* Every effort had been made to verify the accuracy of the listed specifications.

TBC Corporation and TBC Brands cannot be held responsible for any discrepancies, and as such, the information should be considered as approximate.