



TEST REPORT 2015
WINTER TIRES








WWW.DEFCON-RACING.COM

FOR INTERNAL PURPOSES ONLY NOT FOR PUBLIC

Testing conducted by Professional Drive Team in conjunction with the Defcon Racing







STUDLESS TIRES

TEST SUMMARY						TIRE SIZE: 205/55R16
Test Tires:	Sailun IceBlazer WSL2	Hankook Icept Evo	Michelin X-Ice Xi3	BFG Winter Slalom	Maxtrek Trek M7	
Country of Origin	China	Korea	USA	USA	China	
						
SLALOM						
Avg Acc G's	0.30	0.29	0.36	0.30	0.33	
Avg Time (s)	14.97	16.00	14.69	15.92	15.20	
ACCELERATION (0-60KM/H)						
Avg Acc G's	0.31	0.27	0.31	0.22	0.22	
Avg Time (s)	12.27	12.62	10.78	13.67	12.33	
Avg Distance (m)	150.04	156.21	145.03	173.18	162.95	
BRAKING (0-60KM/H)						
Avg Decel G's	0.40	0.36	0.40	0.38	0.39	
Avg Time (s)	5.74	6.45	5.71	6.24	6.53	
Avg Distance (m)	48.50	54.89	47.31	55.16	56.93	
~ ROAD TEST						
Cornering stability	3.88	2.00	3.63	3.13	3.13	
Steering response	4.00	2.50	3.75	2.38	3.25	
Noise	3.88	3.00	3.38	2.75	2.50	
Brake rating	4.00	2.75	3.75	3.38	3.38	
Average	3.94	2.56	3.63	2.91	3.06	

~ ROAD TEST RATINGS:	
5.00 =	Excellent
4.00 =	Good
3.00 =	Average
2.00 =	Poor
1.00 =	Extremely Poor



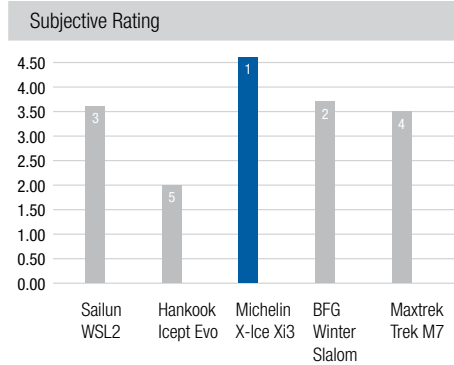
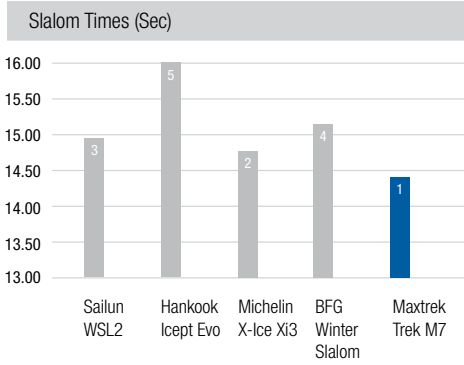
STUDDABLE TIRES

TEST SUMMARY							TIRE SIZE: 205/55R16
Test Tires:	Sailun IceBlazer WST1	Hankook iPike RS	Nokian Hakkapeliitta 7	General Altimax Arctic	Minerva Eco Stud	Triangle TR757	
Country of Origin	China	Korea	Russia	Germany	China	China	
							
SLALOM							
Avg Acc G's	0.30	0.34	0.32	0.33	0.30	0.33	
Avg Time (s)	15.36	14.85	15.02	15.69	16.1	15.87	
ACCELERATION (0-60KM/H)							
Avg Acc G's	0.25	0.24	0.25	0.22	0.22	0.22	
Avg Time (s)	11.57	10.84	10.73	12.4	12.16	12.87	
Avg Distance (m)	144.38	138.94	137.08	164.6	159.58	169.83	
BRAKING (0-60KM/H)							
Avg Decel G's	0.42	0.42	0.42	0.39	0.38	0.40	
Avg Time (s)	5.55	5.37	5.22	6.44	6.60	6.20	
Avg Distance (m)	46.19	43.54	42.90	55.59	56.47	54.39	
~ ROAD TEST							
Cornering stability	3.75	2.38	4.13	3.00	2.88	3.75	
Steering response	4.00	3.00	4.00	3.13	3.00	3.38	
Noise	4.13	3.00	3.75	3.38	1.88	1.75	
Brake rating	4.00	2.88	4.38	3.50	2.88	3.50	
Average	3.97	2.81	4.06	3.25	2.66	3.09	

~ ROAD TEST RATINGS:	
5.00 =	Excellent
4.00 =	Good
3.00 =	Average
2.00 =	Poor
1.00 =	Extremely Poor

STUDLESS TIRES

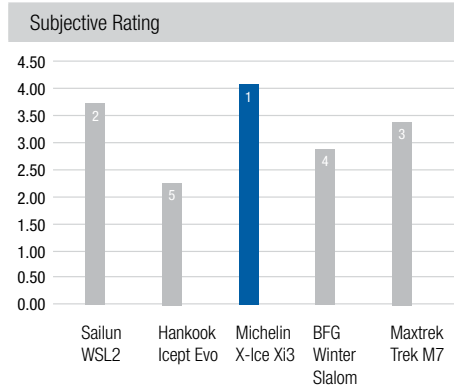
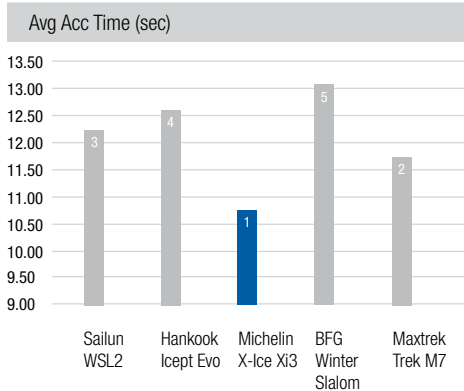
Slalom Times					
Test Tires:	Sailun IceBlazer WSL2	Hankook Icept Evo	Michelin X-Ice Xi3	BFG Winter Slalom	Maxtrek Trek M7
Slalom Time (sec)	14.97	16.00	14.69	15.12	14.44
Subjective rating	3.67	2.00	4.67	3.83	3.50



Slalom Time - Ranking		Pts.
1st	Maxtrek Trek M7	5
2nd	Michelin X-Ice Xi3	4
3rd	Sailun IceBlazer WSL2	3
4th	BFG Winter Slalom	2
5th	Hankook Icept Evo	1

Subjective Rating - Ranking		Pts.
1st	Michelin X-Ice Xi3	5
2nd	BFG Winter Slalom	4
3rd	Sailun IceBlazer WSL2	3
4th	Maxtrek Trek M7	2
5th	Hankook Icept Evo	1

Acceleration Times					
Test Tires:	Sailun IceBlazer WSL2	Hankook Icept Evo	Michelin X-Ice Xi3	BFG Winter Slalom	Maxtrek Trek M7
Avg Acc Time (sec)	12.27	12.62	10.78	13.07	11.79
Avg Acc Distance (m)	150.04	156.21	145.03	154.82	145.68
Subjective rating	3.63	2.25	4.00	2.88	3.38



Avg Acceleration Time - Ranking		Pts.
1st	Michelin X-Ice Xi3	5
2nd	Maxtrek Trek M7	4
3rd	Sailun IceBlazer WSL2	3
4th	Hankook Icept Evo	2
5th	BFG Winter Slalom	1

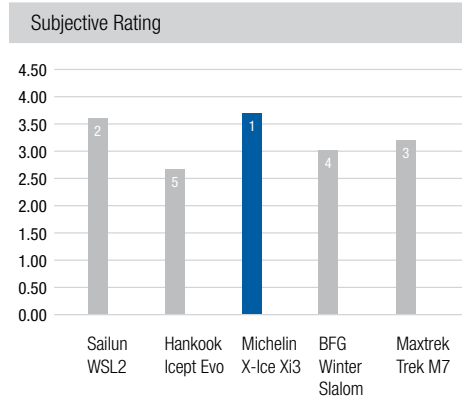
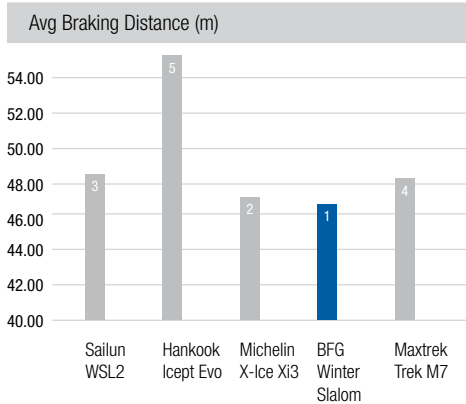
Subjective rating (Acc test) - Ranking		Pts.
1st	Michelin X-Ice Xi3	5
2nd	Sailun IceBlazer WSL2	4
3rd	Maxtrek Trek M7	3
4th	BFG Winter Slalom	2
5th	Hankook Icept Evo	1



STUDLESS TIRES

Braking Test					
Test Tires:	Sailun IceBlazer WSL2	Hankook Icept Evo	Michelin X-Ice Xi3	BFG Winter Slalom	Maxtrek Trek M7
Avg Braking Time (sec)	5.74	6.45	5.71	5.52	5.77
Avg Braking Distance (m)	48.50	54.89	47.31	47.04	48.54
Subjective rating	3.54	2.67	3.67	3.00	3.17

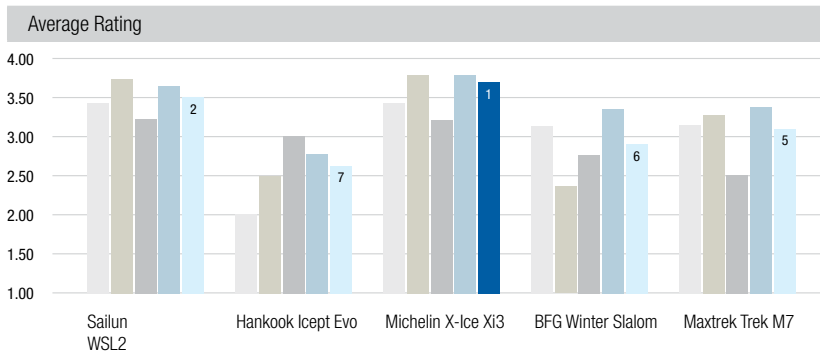
Avg Braking Distance - Ranking		Pts.
1st	BFG Winter Slalom	5
2nd	Michelin X-Ice Xi3	4
3rd	Sailun IceBlazer WSL2	3
4th	Maxtrek Trek M7	2
5th	Hankook Icept Evo	1



Subjective Rating		Pts.
1st	Michelin X-Ice Xi3	5
2nd	Sailun IceBlazer WSL2	4
3rd	Maxtrek Trek M7	3
4th	BFG Winter Slalom	2
5th	Hankook Icept Evo	1

~ Road Test					
Test Tires:	Sailun IceBlazer WSL2	Hankook Icept Evo	Michelin X-Ice Xi3	BFG Winter Slalom	Maxtrek Trek M7
Cornering stability	3.44	2.00	3.63	3.13	3.13
Steering response	3.69	2.50	3.75	2.38	3.25
Noise	3.25	3.00	3.38	2.75	2.50
Brake rating	3.63	2.75	3.75	3.38	3.38
Average rating	3.50	2.56	3.63	2.91	3.06

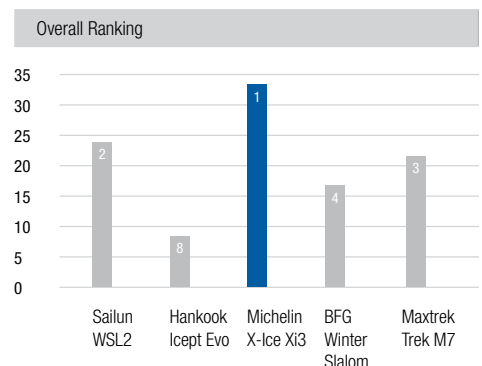
Road Test - Ranking		Pts.
1st	Michelin X-Ice Xi3	5
2nd	Sailun IceBlazer WSL2	4
3rd	Maxtrek Trek M7	3
4th	BFG Winter Slalom	2
5th	Hankook Icept Evo	1



~ ROAD TEST RATINGS:	
5.00	Excellent
4.00	Good
3.00	Average
2.00	Poor
1.00	Extremely Poor

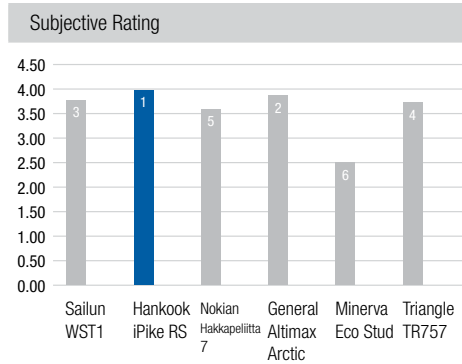
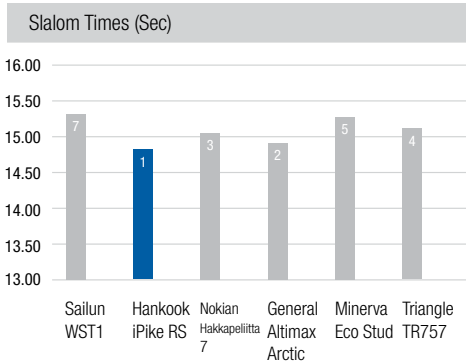
Average Rating
Brake Rating
Noise
Steering Response
Cornering Stability

Overall Ranking		
Test Tires:	Points	Ranking
Michelin X-Ice Xi3	33	1st
Sailun IceBlazer WSL2	24	2nd
Maxtrek Trek M7	22	3rd
BFG Winter Slalom	18	4th
Hankook Icept Evo	8	5th



STUDDABLE TIRES

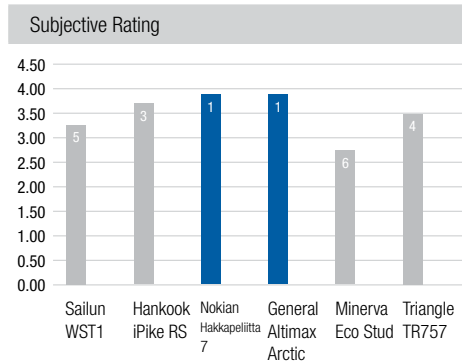
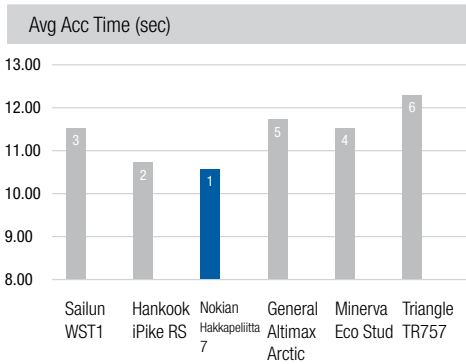
Slalom Times						
Test Tires:	Sailun IceBlazer WST1	Hankook iPike RS	Nokian Hakkapeliitta 7	General Altimax Arctic	Minerva Eco Stud	Triangle TR757
Slalom Time (sec)	15.36	14.85	15.02	14.90	15.29	15.07
Subjective rating	3.75	4.00	3.63	3.88	2.50	3.67



Slalom Time - Ranking		Pts.
1st	Hankook iPike RS	6
2nd	General Altimax Arctic	5
3rd	Nokian Hakkapeliitta 7	4
4th	Triangle TR757	3
5th	Minerva Eco Stud	2
6th	Sailun IceBlazer WST1	1

Subjective Rating - Ranking		Pts.
1st	Hankook iPike RS	6
2nd	General Altimax Arctic	5
3rd	Sailun IceBlazer WST1	4
4th	Triangle TR757	3
5th	Nokian Hakkapeliitta 7	2
6th	Minerva Eco Stud	1

Acceleration Times						
Test Tires:	Sailun IceBlazer WST1	Hankook iPike RS	Nokian Hakkapeliitta 7	General Altimax Arctic	Minerva Eco Stud	Triangle TR757
Avg Acc Time (sec)	11.57	10.84	10.73	11.86	11.63	12.31
Avg Acc Distance (m)	144.38	138.94	137.08	147.16	142.67	151.83
Subjective rating	3.38	3.63	3.88	3.88	2.88	3.50



Avg Acceleration Time - Ranking		Pts.
1st	Nokian Hakkapeliitta 7	6
2nd	Hankook iPike RS	5
3rd	Sailun IceBlazer WST1	4
4th	Minerva Eco Stud	3
5th	General Altimax Arctic	2
6th	Triangle TR757	1

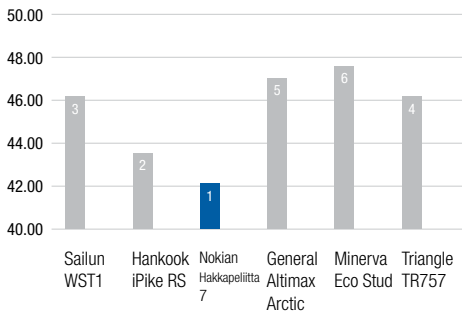
Subjective rating (Acc test) - Ranking		Pts.
1st	Nokian Hakkapeliitta 7	6
1st	General Altimax Arctic	6
3rd	Hankook iPike RS	4
4th	Triangle TR757	3
5th	Sailun IceBlazer WST1	2
6th	Minerva Eco Stud	1



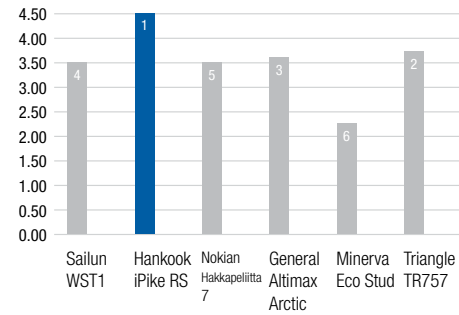
STUDDABLE TIRES

Braking Test						
Test Tires:	Sailun IceBlazer WST1	Hankook iPike RS	Nokian Hakkapeliitta 7	General Altimax Arctic	Minerva Eco Stud	Triangle TR757
Avg Braking Time (sec)	5.55	5.37	5.22	5.70	5.84	5.48
Avg Braking Distance (m)	46.19	43.54	42.90	47.41	48.15	46.38
Subjective rating	3.50	4.50	3.50	3.67	2.33	3.83

Avg Braking Distance (m)



Subjective Rating



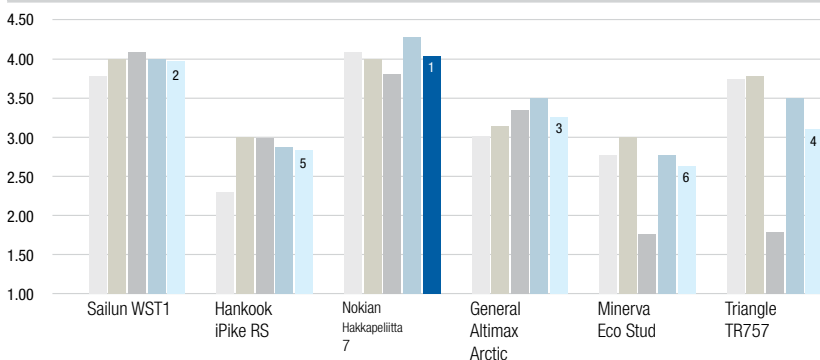
Avg Braking Distance - Ranking		Pts.
1st	Nokian Hakkapeliitta 7	6
2nd	Hankook iPike RS	5
3rd	Sailun IceBlazer WST1	4
4th	Triangle TR757	3
5th	General Altimax Arctic	2
6th	Minerva Eco Stud	1

Subjective Rating		Pts.
1st	Hankook iPike RS	6
2nd	Triangle TR757	5
3rd	General Altimax Arctic	4
4th	Sailun IceBlazer WST1	3
5th	Nokian Hakkapeliitta 7	2
6th	Minerva Eco Stud	1

~ Road Test						
Test Tires:	Sailun IceBlazer WST1	Hankook iPike RS	Nokian Hakkapeliitta 7	General Altimax Arctic	Minerva Eco Stud	Triangle TR757
Cornering stability	3.75	2.38	4.13	3.00	2.88	3.75
Steering response	4.00	3.00	4.00	3.13	3.00	3.38
Noise	4.13	3.00	3.75	3.38	1.88	1.75
Brake rating	4.00	2.88	4.38	3.50	2.88	3.50
Average rating	3.97	2.81	4.06	3.25	2.66	3.09

Road Test - Ranking		Pts.
1st	Nokian Hakkapeliitta 7	6
2nd	Sailun IceBlazer WST1	5
3rd	General Altimax Arctic	4
4th	Triangle TR757	3
5th	Hankook iPike RS	2
6th	Minerva Eco Stud	1

Average Rating



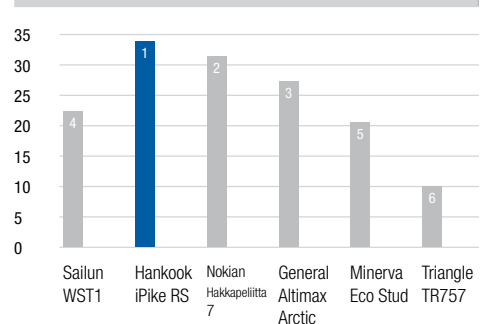
~ ROAD TEST RATINGS:

5.00	Excellent
4.00	Good
3.00	Average
2.00	Poor
1.00	Extremely Poor

Light Blue	Average Rating
Dark Blue	Brake Rating
Grey	Noise
Light Grey	Steering Response
White	Cornering Stability

Overall Ranking		
Test Tires:	Points	Ranking
Hankook iPike RS	34	1st
Nokian Hakkapeliitta 7	32	2nd
General Altimax Arctic	28	3rd
Sailun IceBlazer WST1	23	4th
Triangle TR757	21	5th
Minerva Eco Stud	10	6th

Overall Ranking





TEST REPORT 2015

WINTER TIRES

Location:	Minden Fairgrounds	
Date :	11-Feb-2015	12-Feb-2015
Time of testing:	10:30 - 15:00	9:30 - 13:00
Outside conditions:	Light snow	Sunny with strong winds
Temp:	-6°C	-21°C
Wind:	No	Yes
Surface:	Good, hard packed snow	Ice, covered with a layer of snow

FOR INTERNAL PURPOSES ONLY NOT FOR PUBLIC

Testing conducted by Professional Drive Team in conjunction with the Defcon Racing



WWW.DEFCON-RACING.COM